



The Paint-In *Official Newsletter*

March 2010 Edition



President's Remarks *By Jill Ferguson*

At present Jill is soaking up the warm weather in Texas and was not able to send us her remarks.

R.L.A.A. Workshops

Hanna is offering a one day workshop on Silk Painting this coming April 24th. This particular workshop Hanna will be teaching a Free Flow technique. Cost of this one day workshop is \$37.

On the weekend of May 15th and 16th Andrea Mossop will be offering a weekend workshop based on the Tom Thompson style of painting. This workshop will cost \$90.

Both the above workshops will be held at the North Crosby Hall.

Shows

Art-on-the-Lawn


July 10th and 11th are the dates for this years Art on the Lawn Show. Booth space has been set at \$35 for 1 person in a booth, and \$45 if there will be two people in the booth.

Westport

The dates for this years Westport Shows are June 5th and 6th and then August 28th and 29th. More information to come.

Newsorthy Notes:

Once again those who were able to attend the Christmas Meeting were treated to good food and good company. Below are a few examples of small paintings that have become a traditional club exchange.



Second Round Of R.L.A.A. Greeting Cards

The first printing of R.L.A.A. greeting cards produced revenues of approximately \$450 for the association and another \$450 which was donated to the local Food Bank. This successful project also raised awareness of the R.L.A.A. and was a popular item with the public at our exhibitions.

For these reasons, we propose to repeat the experience this spring. In order to have new sets of cards ready for our June exhibition, we will need to hold a *jury of paintings at our RLAA meeting on April 9.*

We ask you to bring up to 2 paintings to the April meeting. Experienced R.L.A.A. artists will jury your offerings and make a selection. These will be photographed and the paintings returned to you at the May meeting if not sooner. We should have new cards printed and ready for sale at the June show.

Whether you are a fledgling artist or a veteran artist makes no difference: each painting will be judged on its own merit. So be sure to submit your work in April! As the April meeting is a critique workshop, the timing couldn't be more appropriate!

The R.L.A.A. greeting card committee consists of the following individuals who deserve a vote of thanks for their efforts:

- Ina Black
- Mary Bowlby
- David Czop
- Jane Griggs
- Joan Hubbard
- Louise Mantha

Best Buys for Art Supplies

By Shirley Mancino

Paper, canvas, w/c, acrylic paints: Gwartzman's, Spadina Street, Toronto

Mystery 100 % Rag Board: Woolfitt's Queen Street Toronto.

Masonite Panels: buy 4 x 8 sheets at Home Depot, have it cut to any size that you want. They provide 2-3 cuts free. Gesso both sides several times. Paint and/or wax the edges several times to keep the board flat when wet, and to act as an acid free barrier.

Framing Materials (mat board, frames, hardware, and glass, foam core, framing equipment): Triple Touch Moulding Toronto. See www.tripletouchmoulding.com for their product line (available thru STMancino).

To help you choose your mats and frames, a great website is: www.matshop.ca; click on outer mat; select desired colour and size; click on inner mat, etc. (be aware that you can change the width of each mat to see whether a wide or narrower mat looks better) These are Bainbridge matboards and are one of the best you can buy.

If you want to save money by getting a Canadian made mat board and cutting your own mats, go to www.tripletouchmoulding.com and find the equivalent colours in the Peterborough mats section, then order through S. Mancino.

Framing equipment: Triple Touch, Lee Valley Tools, on line shopping.

Foam Core: The cheapest mat board was last ordered through Impact Molding. They deliver to Kingston so would need someone willing to receive delivery if we repeat this order

Framing: Stephanie Davison, 11 Garrett Rd, 613-272-0128 or picsncrafts@yahoo.ca, Dawson Girdwood, Perth. Both of the above are reasonable and accommodating to artists. Some members use Chris at Carousel Gallery, Portland and others use Amy Blair, owner of Gilded Corners on Russell, in Davidson's Court, Smiths Falls.

Clear Bags: Crystal ClearBags you can order your own in larger amounts at - www.crystalclearbags.com) or call 1-888-436-6197:

For smaller amounts, Shirley Mancino keeps a supply of standard sizes e.g. 10 x 12in, 12 x 18, 14 x 18, 14 x 22, 16 x 20, 17 x 22, 2 x 30, 28 x 36, 5 x 8 and hang tabs at the same price as Crystal Clear Bags.

Printing: Giclee/greeting Cards: many artists in the area use Artech, south of Ottawa; they are not cheap but have been in business a long time. I use Images Interalia, Perth, they are closer and cheaper; you have to monitor them to make sure you get exactly the colours you want. Also, Greeting Cards and/or prints can be done at Impression Printing, 51 Abbott St. N., Smith's Falls (613-283-2444) who are apparently cheaper.

On line Shopping: Many materials can be ordered online and delivered to your door thru:

www.currys.com and www.woolfitts.com

Both have a good monthly/quarterly newsletter and quarterly discount. Go online to sign up.

The U.S.A. has numerous mail order discount providers such as the following:

www.cheapjoes.com
www.jerry'sartarama.com
www.dickblick.com
www.rexart.com

Or do a google search for "art-supplies". For USA providers, you may have to pay brokerage fees and GST at the border. For cheaters, find a friend with a US address willing to receive delivery for you in the States and drive them across the border.

Stores/Galleries for Art Supplies: Shirley buys her art supplies from Gwartsmann's on Spadina Street at College in Toronto. They are a big supplier to art students at OCAD so they always have the cheapest prices but not necessarily all the brand names.

Art supplies can be purchased at Wallacks, three locations in Ottawa, two in Gatineau, and one in Kingston. These are:

Ottawa - 231 Bank Street (downtown)

603 Bank Street (Glebe)
3647 Richmond Road (Nepean)

Gatineau - 273 Blvd. St. Joseph (Hull)
325 Blvd. Greber (Gatineau)

Kingston - Princess Street (at Clergy)

Also, at Brush Strokes at 129 Bridge Street, Carleton Place (1-613-253-8088) web: www.brushstrokesart@bellnet.ca and Art Guys on Bank Street just down the street from Wallacks..

Tri-Art Paints are now available through Shirley Mancino.

Editor's Note: Best Buys is a regular feature of the Paint-In. If you know of any other suppliers, etc. that could be added, please contact Shirley Mancino or the editor for future editions

More from Debbie Ottman-Smith

Tricks for Acrylics and More *The Nature of Acrylic Paint*

It is vitally important to understand the nature and behaviour of the medium you choose to work with if you expect to be in control of it. When dried and cured 72 hours, acrylic paint is an indelible, flexible and durable plastic. It has excellent lightfast qualities and does not necessarily have to be varnished or put under glass.

Water soluble pigments can use water as an extender, thinner and best of all, for clean-up. They may not however, be mixed or used together. If you paint acrylic over w/s oil [regular oil paint] or latex, the paint will peel off once dry. It will not bond to the surface. You can however, paint oil on top of acrylic [I'm unsure if the same can be said for latex; when in doubt err on the side of caution] Many artists use acrylics to under-paint for oils or use watercolour to under-paint for acrylic or oil with no problem.

All water soluble pigments [watercolour, gouache, tempera, w/s oil] handle the same way - control the water and you control your paint. It's all about the water! (*the amount you put on your brush; the amount you put on the support; the moisture in the air*)

surrounding your paint; all have an affect on the visual outcome of your painting).

Most common mistakes of the novice are: add too much water [especially true for watercolourists]; don't add enough water; don't spend enough time 'working' or 'mixing with your brush' the water into the paint. Acrylic paint is ready for detailing when it resembles ink.

Supports and Preparation

Stretched canvas; canvas board, project [or masonite] board, wood panel, cotton, silk, linen...acrylic can be painted on almost anything! Denim jackets and jeans make excellent canvases! Whether or not to prime a support and which type of surface to use, smooth or rough is a personal preference. To make an educated choice it is important to understand the purpose for preparation. As for your choice of surface you should be aware of how it works; the paint will slide around and puddle on a smooth surface [no matter what medium you are using], where as on a textured support the paint has something to grab on to and stays where you put it. If you like just a little 'tooth', lightly sand it down between coats of Gesso.

Primer will seal the surface to prevent the pigment from sinking in; a non-primed support will require many more coats of paint. Paint is much more expensive than primer therefore it is an economical choice. Should you wish to achieve the affects of watercolour, you may choose to not prime the paper. The paper will remain absorbent if left alone; the same is true for canvas.

For best results use Gesso, a good quality product to prime the entire surface or in the case of a pair of jeans, the area you will be applying pigment to. The use of an inferior product may result in frustrating 'bald spots' (the paint lifts off with each stroke). Should this happen, the ONLY thing you can do is dry the spot thoroughly and paint it literally one stroke at a time, drying between each one. I know this to be true because I have heavily researched the phenomenon and experimented with various solutions.

For professional results [to prevent warping] prime both sides of boards and panels. First, prime one side, then the other, alternating back and forth, until the board is no longer warped. Seal the edges as well to keep the nasty by-products away from your paint. This doesn't matter so much with acrylic paint but is very important for others. It is not necessary to prime both sides of a stretched canvas or fabrics, only boards. Gesso is not paint, although many artists use it in place of white. Gesso is a primer and its ingredients have different qualities that if used as such, affect the visual outcome of your painting. It is a personal choice as to whether or not you use it in this manner.

For a bright white use Titanium. For glazing or to lighten a colour use Golden's Zinc White.

Meet Our Members



Hanna Olszewski

After retirement from my professional career, I went to New York to study silk painting, popular in Europe, but little known in Canada.

This diverse media provides freedom in blending and playing with colours, obtaining unexpected effects, which I enjoy. However, for specific designs detail planning and controlled painting is required, not allowing for mistakes and cor-rections.

In 1991, after moving to the Westport area, I joined Marg Grothier's classes in watercolour painting and decided to pursue studies in art, graduating with distinction in Fine Arts at St Lawrence College in August 1998.

These studies expanded my horizons allowing me to experiment with other mediums and techniques.

I paint quickly and freely without too many details. I start my work with a plan, but often get carried away, and the result is quite different to the original sketch.

Recently I have been experimenting with acrylics, but I still prefer watercolours for its transparency, softness and fluidity.

I am very lucky to be living in the country. My surroundings inspire me to express my feelings in painting landscapes and flowers.

Although I find that experimenting with various mediums and techniques are fun and challenging, I tend to stick to watercolours which I enjoy and do best. This gives me the most satisfaction.

The “paint-in” sessions, with the help, encouragement and camaraderie of the group, are invaluable and I recommend for you, who enjoys painting, to join the “paint-in” session.



Iris on Silk
By Hanna



Watercolour Scene by Hanna

From the Members

To the Rideau Lakes Artists' Association:

Thank you so much for the support and kind donation in Stu's memory. The R.L.A.A. gave Stu the encouragement to keep painting and the opportunity to improve. He enjoyed the camaraderie and friendships which spawned from the group and thoroughly enjoyed the regular paint-ins. Everyone has been so supportive over the years and I have been humbled by the response of the group to his death. You have been there for me and I really appreciate it. I know I will have your continued support in the difficult time ahead and with that support I will get through. Again, thank you and God Bless you.

Sherry (his better ¼)

A Message

Hello everyone:

Greetings from Vancouver Island. I often think back to our paint-ins! Working, fun, pleasant conversations, jesting, etc. Trying to help each other with comments or critique, asked for or not! That and our monthly club meetings were the highlights for me. I do miss it but keep the Spirit going.

I am doing well, walk every day long distances depending on the rain, So far one day of snow, gone the next, but we do get some downpours, mostly at night. Temperatures have always been above zero, somewhere between 3 and 10 degrees, and the air is so much lighter for me to breath in.

Greetings everybody, wishing you well. I would like to stay in touch.


Bob Winkler

Member Activities:

Wayne Williams recently exhibited his painting *Modern Wars* in the Ottawa Mixed Media Artists Show 'The Same But Different', held at the Shenkman Art Centre's Trinity Gallery, Orleans, Ontario, where he won an Award of Excellence. Congratulations Wayne.

Ina Black was at a recent silent auction held by the Rotary Club. She bit for and got a Tri Art Kit for \$125, which had a worth of \$500. Way to go Ina.

Some Light Reading



“I'm not saying it's badly done, but you can't compare it to the great masters of three of four weeks ago.”



Helen Benda Art Studio

266 Harper Condie Road
Smiths Falls, ON K7A 4S6
(613) 283-6000
www.helenbenda.ca

Portraits In Oil
Photo Realism

People & Pets
Artist - Teacher



Custom Framing
See Why Artists are Choosing Us
www.Picturesncrafts.com
view our price charts and specials
613-272-0128

MEMBERSHIP WEB SITES

- | | |
|-----------------------------|--|
| Helen Benda | www.helebenda.ca |
| Sharon & Guy Cranston | www.galleryonmain.ca |
| Stephanie & Stewart Davison | www.Picturesncrafts.com |
| Peter Gillespie | www.petergillespie.ca |
| Shirley Mancino | www.shirleymancino.com |
| Beatrice Rickenbacher | www.basslake.falls.igs.net |
| Wayne Williams | www.waynewilliams.ca |
| Rose Wilson | www.rosewilson.ca |

The Paint-In is the official news-letter of the Rideau Lakes Artists Association, Westport, Ontario.

Our activities include water colours, oils, acrylics, computer assisted and other art mediums. We're located at the North Crosby Hall, North Crosby for our monthly meetings, which are scheduled for the second Friday of each month at 1 p.m. except February and July in which there are no monthly meetings held. For "Paint-in" schedule please see following. "Paint-outs" are organized several times a year as well as art trips and other events (see Program). The Association also hosts courses by known artists and sponsors exhibits and shows featuring members work.

To have your business card included in the newsletter for one year, send your card and a cheque for \$25 to the above address.

To find out about becoming a member call: Membership Chair, Claire Brouillard at: (613) 275-2433

Email Edition. All members with email addresses will receive their RLAA newsletters in Adobe Acrobat (PDF) Adobe Acrobat Reader. A "free" copy of Adobe Acrobat Reader may be downloaded from: <http://www.adobe.com/products/acrobat/readstep2.html>

Members without email will continue to receive hard copies of the Newsletter at the monthly meetings.

Editor: Jackie Coldrey (613) 284-0462
Email randjcoldrey@sympatico.ca









R.L.A.A. Winter/Spring 2010

March 12 – 1:30 p.m. Aili Kurtis (RLAA Member) Works in Acrylic, Oil & Pastel	Fiddleheads Changeover Tues. March 16, 10 a.m. Cove & Stagecoach Change- Over Friday March 12	Paint-ins. Tuesday 2, 16 Wednesday 10, 24, 31
April 9 – 1:30 p.m. Critique Workshop	Saturday, April 24 Hannah Olszewski Free Flow Silk Painting Workshop	Paint-ins. Tuesday 6, 20 Wednesday 14, 28
May 14 – 1:30 p.m. Shirley Mancino Demo & talk	Fiddleheads Changeover Tues. May 11, 10 a.m. Cove & Stagecoach Change- Over Friday May 14 May 15 – 16 Andrea Mossop Acrylic Workshop on Tom Thompson: A Colourist Legacy	Paint-ins. Tuesday 4, 18 Wednesday 12, 26.
June 11 – 1:30 p.m. Potluck Picnic/Paintout Crosby Hall	June 5 6 Westport Show	Paint-ins. Tuesday 1, 15 Wednesday 9, 23, 30
July – No Meeting	Art on the Lawn July 10 – 11	Paint-ins. Wednesdays only 7, 14,, 21, 28
August 13 – 1:30 p.m.	August 28 – 29 Westport Show	Paint-ins. Tuesday 3, 31 Wednesday 11, 18, 25
September 10		Paint-ins. Tuesday 14 Wednesday 8, 22, 29
October 1		Paint-ins. Tuesday 5, 19 Wednesday 13, 27.
November 12		Paint-ins. Tuesday 2, 16, 30 Wednesday 10, 24
December 10 Christmas Party		Paint-ins. Tuesday 14 Wednesday 8, 22, 29.






R.L.A.A. Website:
www.rideaulakesartists.com

Paint-In Calendar at North Crosby Hall






March

Sun	Mon	Tue	Wed	Thur	Fri	Sat
	1	2 	3	4	5	6
7	8	9	10 	11	12 	13
14	15	16 	17	18	19	20
21	22	23	24 	25	26	27
28	29	30	31 			






April

Sun	Mon	Tues	Wed	Thur	Fri	Sat
				1	2	3
4	5	6 	7	8	9 	10
11	12	13	14 	15	16	17
18	19	20 	21	22	23	24
25	26	27	28 	29	30	

May

Sun	Mon	Tue	Wed	Thur	Fri	Sat
						1
2	3	4 	5	6	7	8
9	10	11	12 	13	14 	15
16	17	18 	19	20	21	22
23/ 30	24/ 31	25	26 	27	28	29

June

Sun	Mon	Tue	Wed	Thur	Fri	Sat
		1 	2	3	4	5
6	7	8	9 	10	11 	12
13	14	15 	16	17	18	19
20	21	22	23 	24	25	26
27	28	29	30 